



October Challenge

Each month, your child will participate in a school wide reading challenge. This month, your child needs to complete 10 out of the 20 challenges. The October Challenge is due by October 30th. This is a reading grade; if you do not complete it, you will get a zero in the gradebook.

Points:

Each challenge/spider = 5 points

Writing part on the back = 10 points

Total = 60 points


****You could get up to 20 extra points for completing all of the challenges.****

OCTOBER challenge

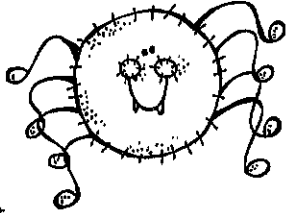
Directions: Color in a spider each time you complete the reading challenge.

A web OF BOOKS

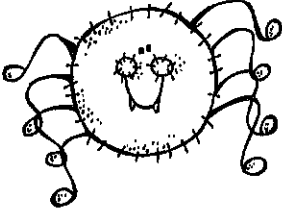
Read a book about spiders.




Read a book in the dark with a flashlight.




Reread a favorite book.



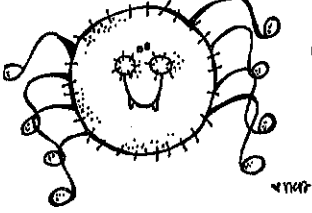
Read a book to someone you love.




Read a book while eating candy.




Read an article or book about insects.




Read a poem.




Read in a pile of leaves.




Have someone read a book to you.




Read on a blanket.




Read in an empty bathtub.




Read a book in your pajamas.




Read a hardcover book.




Read a fairytale.




Read a book with more than 8 pages.




Read a silly book!



Read a biography.




Read an entire kid's menu..



Read on a pile of pillows.



Read a non-fiction book or article about your favorite animal.



Name: _____

Complete at least 10 of the 20 reading challenges during October.

<u>Title of Book</u>	<u>Title of Book</u>	<u>Title of Book</u>	<u>Title of Book</u>
<u>Author</u>	<u>Author</u>	<u>Author</u>	<u>Author</u>
<u>Title of Book</u>	<u>Title of Book</u>	<u>Title of Book</u>	<u>Title of Book</u>
<u>Author</u>	<u>Author</u>	<u>Author</u>	<u>Author</u>
<u>Title of Book</u>	<u>Title of Book</u>	<u>Title of Book</u>	<u>Title of Book</u>
<u>Author</u>	<u>Author</u>	<u>Author</u>	<u>Author</u>
<u>Title of Book</u>	<u>Title of Book</u>	<u>Title of Book</u>	<u>Title of Book</u>
<u>Author</u>	<u>Author</u>	<u>Author</u>	<u>Author</u>
<u>Title of Book</u>	<u>Title of Book</u>	<u>Title of Book</u>	<u>Title of Book</u>
<u>Author</u>	<u>Author</u>	<u>Author</u>	<u>Author</u>

The activity that I liked the most this month was _____
_____ because _____
_____.

My favorite book was _____.

Color-by-Code - Addition to 20

- Directions: 1. Color the picture using the code below.
2. Cut out the picture and then write your name on the back.
3. Apply glue to the entire glue area.
4. Bend the paper to make a cylinder and overlap the edge to make contact with the glue.
- Green: 11, 17 Yellow: 13, 19 Orange: 12, 18 Purple: 16 Black: 14, 20 Brown: 15**

